

Commissioned Artwork by

Nicole
Friedman

NICOLE
FRIEDMAN
STUDIO





Customized Judaica and Fine Art: Bringing Your Vision to Life

Thank you for considering a commissioned painting for your home. I am passionate about transforming spaces through art that beautifully complements your unique environment and style. Whether you're seeking a contemporary acrylic piece, a classic oil painting, or an artwork that weaves in the beauty and tradition of Judaica, my goal is to create something that truly resonates with you and enhances your space.

I approach every commission with careful attention to your vision, preferences, and the overall aesthetic of your home. As a professional artist and dedicated listener, I will work collaboratively with you to ensure the artwork aligns perfectly with your desires, whether you're looking for a bold statement piece or a subtle, harmonious design. Using high-quality acrylics or oils, I take pride in craftsmanship that elevates and personalizes your living environment.

I look forward to the opportunity to discuss your ideas and bring your vision to life.





My Creative Process

1. Consultation and Discovery

The process begins with a comprehensive consultation, where I learn about your vision, preferences, and the story you'd like your artwork to convey. We discuss design concepts, color palettes, and any specific motifs or themes you'd like incorporated. I pay special attention to understanding the atmosphere of your home and how the piece will complement your existing decor.

2. Concept Development

Using the insights gathered, I develop initial sketches or digital concepts that reflect your ideas. During this stage, I explore different compositions and refine the visual direction, making sure it aligns with your expectations. I present these concepts to you for feedback, welcoming your input to ensure we're on the right track.

3. Material and Technique Selection

Depending on the desired look and feel of the piece, I choose between acrylics or oils, selecting only the highest-quality paints and materials. Acrylics offer a modern, vibrant touch with quick drying times, while oils provide depth and richness for more traditional or textured works.

4. Creating the Artwork

With the approved concept in hand, I begin the painting process. I work in layers, building up colors, textures, and details to bring the composition to life. Throughout this stage, I stay in close communication, sharing progress updates and ensuring your satisfaction at key milestones.

5. Revisions and Refinements

After the main elements are completed, I invite your feedback for adjustments. I carefully fine-tune details to ensure the piece exceeds your expectations, while staying true to the original vision. (See Revisions Policy and Timeline)

6. Finishing Touches and Presentation

Once the painting is complete, I will deliver it to your home. For acrylic paintings, I apply a protective varnish to ensure longevity and vibrancy. For oil paintings, I recommend that the customer applies a varnish 6 months after the painting has been delivered. Oil paintings require more time to dry and cure throughout, before applying varnish.

I do not do framing or hang artwork, but I am happy to collaborate with you to select the perfect frame to elevate the artwork.

The final result is a stunning, personalized piece that transforms your space and celebrates the beauty of art.



Revisions Policy and Timeline

1. Initial Concept Approval

- Once the deposit has been paid, I present the initial sketch or concept.
- You are then invited to provide UP TO TWO rounds of feedback to make adjustments to the overall composition, color scheme, or significant elements.

2. Mid-Stage Review

- I provide progress images once the main elements are in place.
- You may share UP TO TWO additional rounds of revisions to refine details, adjust color tones, or make minor changes.
- Major changes at this stage (like reworking the originally agreed upon composition) will incur additional fees.

3. Final Touches

- I send images, or you may visit my studio in-person, to view the nearly finished painting for one final review.
- You are then invited to share a final round of minor adjustments (such as fine-tuning details or slight color adjustments).



Payment Summary

1. Deposit (40%)

- This deposit is due before starting the painting, and it is non-refundable.

2. Mid-Stage Review Payment (30%)

- The second payment is due at the time of the mid-stage review.

3. Final Payment (30%)

- Final payment is due when the painting is completed and before delivery.

Additional Payment Terms

- Any additional revisions or significant changes not covered in the initial agreement may incur extra fees, which would be added to the final payment.
- Accepted Payment Methods: Bank transfer, Paybox or Cash



Oils vs Acrylics



1. Appearance and Finish

- Oils: Oil paints offer a rich, luxurious finish with greater depth and luminosity. The colors tend to appear more vibrant and nuanced, as the slower drying time allows for smooth blending and layering. Oils are ideal if you want a traditional, high-end look with textures and gradients that feel almost luminous.
- Acrylics: Acrylic paints have a more modern, bold, and flat finish, though they can also be manipulated to create texture. Colors in acrylic paintings are typically crisp and vivid, though not as naturally luminous as oils.

2. Drying Time

- Oils: Oil paints take a long time to dry—anywhere from days to weeks—depending on the thickness of the paint. This allows for plenty of time to blend colors and make adjustments, but it also means the painting will take longer to complete.
- Acrylics: Acrylic paints dry quickly, often within minutes to hours. This makes them more practical for projects that need to be completed in a shorter timeframe, but it can be challenging to make adjustments or achieve soft, blended effects.



3. Texture and Versatility

- Oils: Oil paints can be applied in thick, textured layers or smooth, delicate glazes, giving the artist a wide range of effects. They are well-suited for creating rich textures.
- Acrylics: Acrylics can also be used for textured or impasto effects, but they are more commonly applied in smoother, flat layers. They are versatile enough to mimic the look of oils to some extent, but they lack the same creamy, blendable quality.

4. Longevity and Durability

- Oils: Oil paintings have a long history of lasting for centuries when properly cared for. However, they are more sensitive to humidity and require varnishing over time.
- Acrylics: Acrylics are highly durable and less sensitive to humidity and temperature changes. They resist cracking and yellowing over time.

Which Should You Choose?

- Opt for Oils if you're looking for a luxurious, traditional look with deep, luminous colors and don't mind the longer timeline.
- Choose Acrylics if you prefer a modern, vibrant style, need a quicker turnaround, or want a more durable and low-maintenance option.



Customer Reviews

“I AM OBSESSED with the masterpiece that Nikki created for me! It is absolutely stunning! Hashem has truly blessed her with an incredible talent.”

- Aimee Mizrachi, Brooklyn

”Nikki is a delight to work with, consistently responsive and communicative. Her artwork is both unique and beautiful. I higher recommend her.”

- Shoshi Ross, Ramat Bet Shemesh

“We wanted a painting in our pediatric dental office that incorporated our calming color scheme, underwater decor theme and depicted the love between a parent and child. Nikki’s painting hit the nail on the head with her stunning sea turtle masterpiece . It’s the first thing people see when they walk in and we get so many compliments on it from our patients. If you want something unique and special for your home or office, we highly recommend having Nikki Friedman create the painting you envision.”

- Dr. Matthew and Tova Schwed. Dallas



Sample Works



Sample Works




Sample Works






Sample Works




Sample Works



Sample Works



Sample Works





Thanks!

Do you have any questions?

Nicolefriedmanstudio@gmail.com

+972 50 670 5032

<https://nicolefriedmanstudio.etsy.com>

Nachal Micha 2, Bet Shemesh, Israel

@nicolefriedmanstudio

